





# Little Daisy Scrapbook Graphics

After cutting out and placing the flowers and picture on your "Little Daisy" scrapbook page, write the lettering around the flowers with a pretty metallic scrapbook gel pen.



Copyright © 2007-2008, <http://www.scrapbook-sensations.com>

For Personal Use ONLY - Not for Resale - Please do NOT post online on forums, websites, blogs, etc.

# Little Daisy Scrapbook Photo Patterns

Use patterns below if you'd like to choose your own colors for the flowers.

